


**City & Guilds of London**

**Textile Decoration Techniques  
7802-47 Certificate Course**

GAIL HARKER CREATIVE STUDIES CENTER

# Textile Decoration



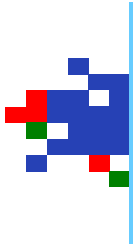
START DATE: 21 FEBRUARY 2003

**Inside**

- *Cornflowers*
- *The Syllabus*
- *Schedule at a Glance*
- *The City & Guilds Experience*
- *Fees*
- *Registration*

**City & Guilds**  
**Creative Studies**

Center #780027



## Cornflowers

### Class Name – Cornflowers

The name, *Cornflowers*, has nothing to do with the type of art and design we will be creating. We have adopted the practice of identifying each class by the name of a flower which also helps to create a visual identity for each class. This is not a universal City and Guilds practice, but one which we like to use for Gail Harker City & Guilds Creative classes.

### About this Intake

The total hours of structured classroom instruction is about 210 hours. These hours will be spread over a one and a half year period.

Meal times are all scheduled with lunch running from 12:30 to 1:30. There are numerous restaurants and fast food services within easy reach of the studio. Dinner time is scheduled for those days where we will work on into the evening. On these days we will break at 5:00 p.m. and return at 7:00 p.m.

The number of sessions scheduled and the duration over which they are offered is a reflection of the breadth and depth of the content this course covers. Each class session is geared to the introduction of new material. The program assumes that each student will complete assigned work between sessions in order to stay abreast of the class. While the program is rigorous, those who successfully complete the program to the required standard will be awarded the internationally recognized *City and Guilds Certificate in Textile Decoration*.

### The Tutor



Ruth Issett is a graduate of the Birmingham College of Art and Design with a degree in Fashion/Textiles (Embroidery). Ruth is a highly experienced teacher of Adult Education with many years experience at the Ashford Adult Education Centre in Kent, England. While there, she developed a number of Creative Studies Courses including Embroidery and Machine Embroidery, Design courses, and Textile Decoration. Work created by students of these course is annually exhibited at Canterbury Cathedral.

Ruth is also a member of the Practical Studies Group of the Embroiderer's Guild of Great Britain, which is a professional group of exhibiting and teaching textile artists. She teaches both short and residential courses throughout Great Britain. She is the author of *Colour on Paper and Fabric* and *Glorious Papers*, published by BT Batsford, London. She is currently writing other books related to her art. Ruth undertakes commissions in Embroidery, Printed and Dyed Textiles, as well as Paper Design.

## The Syllabus

*The Syllabus: Textile Decoration Techniques 7802-47, is prescribed by  
The City & Guilds of London Institute*

### Design - The Core Unit

Learning to see may seem a bit basic, but seeing in the art context is, singularly, the most important aspect to be learned by the designer/craftsperson. We will learn to see the world around us as a source for design development. The ability to process visual information will forever change your view of the world, your art, and your craft. You will discover that your art and craft are inseparable. This new City & Guilds Creative Skills course is offered for those who wish to learn a number of different fabric coloring and decorative techniques. The syllabus is varied and will require considerable commitment in order to master and learn the range of printing and dyeing processes.

The course will include the following areas of work:

- \* Basic Design—about 15 hours which will include color, mark making, use of line, shape, and form, exploration of surface texture
- \* Various techniques for dyeing and coloring fabric, including immersion dyeing, color mixing, space dyeing, and direct dyeing.
- \* Addition of pattern to fabric using block printing, screen printing, marbling, heat transfer printing, roller printing, over printing, mono printing, and discharge methods
- \* Decorative techniques such as Batik, resist methods, and stenciling
- \* Addition of color to yarns and fiber

### Candidates Will:

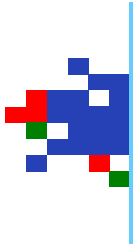
- \* Make a collection of ideas, pictures and photos that relate to current methods of textile decoration and construction
- \* Record Museum and Exhibition information
- \* Create a simple Pattern Design drawing
- \* Create a Cost Sheet and a brief order of work for items undertaken
- \* Evaluate their own techniques and designs
- \* Create a working drawing

Work will be undertaken on a range of different fabric weaves, compositions and fibers.

### Assessment Projects

- \* A meter of fabric decorated using one or more techniques including printing techniques
- \* A set of ten half meter samples of different techniques, incorporating the design core elements
- \* A length of fabric for a stated purpose, chosen from a range of items
- \* A folder of work to include all small samples, notes and course working details






## Textile Decoration Techniques 7802-47 Series

# Cornflowers

## Schedule at a Glance

Sessions 2 through 5 will have a Tutorial Day at the beginning of each session. This day will not be used for teaching, as such, but is devoted to a one-on-one tutorial with student and teacher. Students may use this day to prepare for the session, use the library, or to do independent work while awaiting their tutorial appointment time. Session 1 will be 5 full teaching days.



### Term 1 - 2003

<i>Session 1</i>	21 thru 25 February 2003 (Fri. to Tues.)
<i>Session 2</i>	4 thru 8 June 2003 (Wed. to Sun.)
<i>Session 3</i>	2 thru 6 November 2003 (Sun. to Thurs.)

### Term 2 - 2004

<i>Session 4</i>	13 thru 17 February 2004 (Fri. to Tues.)
<i>Session 5</i>	19 thru 23 May 2004 (Wed. to Sun.)
<i>Session 6</i>	Exhibition Session 24 thru 29 August 2004 (Tues. to Sun.) Exhibition 28-29 August

### Timetable for Session 1

Day 1 - 9 a.m.-6 p.m.  
Day 2 - 9 a.m.-9 p.m.  
Day 3 - 9 a.m.-6 p.m.  
Day 4 - 9 a.m.-9 p.m.  
Day 5 - 9 a.m.-3 p.m.

### Timetable for Sessions 2 - 5

Day 1 - Tutorial Day  
Day 2 - 9 a.m.-9 p.m.  
Day 3 - 9 a.m.-6 p.m.  
Day 4 - 9 a.m.-9 p.m.  
Day 5 - 9 a.m.-3 p.m.

## The City & Guilds Experience

### Course Emphasis

The City & guilds experience is one that dedicates itself to the practical approach to design (art) and craft. There is an emphasis on working independently outside of class. It is only when this commitment is met that the City & Guilds standards can be achieved.

### Aim

The Design candidate will learn to think analytically, and do independent visual research

### Hands-On Art Experience

The course is not dedicated to the theoretical aspects of Textile Decoration Techniques, but is, rather, a real hands-on experience for beginning and experienced arts/crafts people. Classes tend to be informal with considerable interaction between students and instructor. We try to foster a convivial and cooperative class spirit among students. You may, at first, find all of the handouts a bit overwhelming, especially the materials and equipment lists, but after the first session you will have a much better idea of how we will be working and the direction the course will be taking. These classes may be somewhat different from other art/craft classes you may have taken in that we will be working within a prescribed syllabus with definite standards set as goals.

### Course Commitment

This course is not designed to be a pick-and-choose the class you like type. Each session builds upon the last and class room time is essential to successful completion of the course. In the event of a bona fide emergency where class attendance is impossible, you will be sent all class notes and may be provided a tutorial session (depending upon time available and your distance from the studio) by correspondence, or e-mail. Tutorials are never as comprehensive nor as satisfactory as classroom attendance in classes designed for the interchange of ideas by all students. No money will be refunded for sessions not attended. The course is designed only for those who are prepared to make the required commitment to time and energy.

### How the Course is Taught

Each class session is jam packed with new design ideas and techniques. Many approaches to learning are employed: discussion, demonstrations, hands-on activities, and visuals in the form of slides, videos, and displays. Class sessions are not intended to provide time for completion of design boards or projects. Work started in class, or in progress, must be completed at home between sessions.

### Classroom Notes and Worksheets


Each session sees a new bundle of Notes From Your Instructor's Notebook. These notes are the intellectual property of the instructor and are the result of her many years of practical work, writing, art, and classroom instruction. These notes are provided free of charge to candidates who attend classes, and are not to be duplicated nor transmitted in any way for the use of any others without the direct express permission of the instructor.

### Newsletter

New session requirements lists and special instructions for upcoming classes are often communicated through the between-session Newsletter. Other relevant news of interest to classes will also be found in the Newsletter.

### Syllabus Evaluation

Candidate's work is evaluated in an ongoing way during class sessions, at tutorials, and occasionally through correspondence. At the end of the course, all work is evaluated by the official City & Guilds External Verifier. All candidate work is evaluated to determine the individual candidate's progress through the course.



### **Grading System**

No letter grades are given for performance in City & Guilds courses. The course is very British and generally conceived along the lines of the Oxford Don system. That is: classroom instruction, independent work, and tutorials with the instructor. Each assessment is evaluated as to whether or not it is done in accordance with the requirements of the syllabus, and accomplished to the City & Guilds standard. As and when each assessment meets requirements, the instructor/verifier will sign off each assessment. At the completion of the course, all work and supporting documentation is brought back to the final session where it receives a final evaluation. An application for the Certificate Skills Certificate will be submitted to the City & Guilds Institute upon completion of all assessments in accordance with City & Guilds standards.

### **Course Length - Duration**


The formal instruction covering the subject matter of this course (the syllabus) is scheduled over a fixed period of time. Anyone who is able to keep up the work to the accepted standard and finish within the scheduled course program will be able to apply for the Certificate, upon the conclusion of the course.

### **Find Your Own Level**

Whether or not you are a beginner to art or an experienced designer, your individual progress on the course will be acknowledged. Most classes will have students with a range of backgrounds and abilities. The most important factors for success are: a willingness to learn, and enthusiasm for the course. Instruction assumes that students come with no art background whatsoever.

### **Instructor/Coach (Tutor)**

As mentioned elsewhere, City & Guilds course instruction is based upon the *Oxford Don* system. That means the teacher, known as the Tutor in the Oxford system, will act not only as teacher, but also as coach to all students. Many past students have indicated how unusual this teaching method is in North America, but the system is intended to provide a fully cooperative system of education ... cooperation of the student, the tutor, and the City & Guilds Institute. Our goal is to work with each individual to provide all assistance in completing the course to the City & Guilds standard of excellence. Your tutor will try to bring as much of your latent talent to the surface as possible. You will be prompted to create your own art work, not to slavishly copy anything that has gone before. City & Guilds courses are distinguished for their ability to bring out the individuality of each student.



## City & Guilds Course Fees, Charges, Payment, Terms, and Conditions

To provide the most flexible, efficient, and cost effective service to students, and to facilitate course management by Gail Harker Creative Studies Center, all City and Guilds classes have been organized into annual terms with a predefined number of sessions. To assist everyone in understanding descriptions used for and about courses, the following names are defined as follows:

**The Course** - The full City & Guilds Textile Decoration Techniques—7802-47 syllabus is conducted over two terms.

**Class** - Any group of students who sign up for a specific and defined period of study and who will be known by a designated class name (i.e. Cornflowers, etc.)

**Term** - Terms are scheduled to begin, as near as practicable, to the turn of the year. For scheduling purposes the full course is divided into two terms. Terms may or may not have an equal number of sessions. The published schedule will be the determining factor in establishing term start and finish dates.

**Session** - A division of the *term* broken down into predefined and scheduled contiguous days - see the specific schedule for your class.

**Tuition Fee** - Tuition for the full course is \$2,850.00 (U.S. Dollars). \$1425.00 is payable in advance of each term.

### Cornflowers Payment Schedule

#### Term - 1

Full payment of \$1425 less \$60 discount (\$1365) if paid by 15 November 2002 - or

First Installment of \$475 no later than 15 November 2002

Second Installment of \$475 no later than 15 February 2003

Third Installment of \$475 no later than 15 May 2003

#### Term - 2

Full payment of \$1425 less \$60 discount (\$1365) if paid by 15 November 2003 - or

First Installment of \$475 no later than 15 November 2003

Second Installment of \$475 no later than 15 February 2004

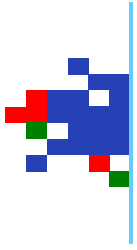
Third Installment of \$475 no later than 1 May 2004

A nonrefundable deposit of \$100 (US) will hold your place on this course until 15 November 2002 when the first installment or payment in full is required. Deposit will apply to term tuition or first installment.

**Please note:** Students will be individually responsible for all associated costs and expenses such as: travel, accommodation, meals, etc. All payments may be made by Visa, MasterCard, American Express, personal check, or money order payable to Gail Harker Creative Studies Center.

### Refunds

A refund of 75% of fees paid (other than the nonrefundable deposit) will be made upon written application received at Gail Harker Creative Studies Center no later than 60 calendar days prior to the start of the first term. No refunds will be made later than 60 days prior to start of the first term because of the advance commitment required for the instructor. All fees will be refunded if for any reason the class is canceled before the start date. If for any reason a term is canceled after it has begun, refunds will be prorated based on instructional time completed versus time remaining. No money will be refunded for sessions not attended. No refunds will be made to any candidate who resigns midterm.



## **City & Guilds Course Fees, Charges, Payment, Terms, and Conditions**

### **Responsibility**

Submission of the signed course registration form constitutes the candidate's acceptance of all terms and conditions stated in the information supplied, and agreement that neither Gail Harker Creative Studies Center nor the City & Guilds Institute of London cannot be held responsible or liable to our candidates for any act of omission, or for any injury, illness, death, loss, accident, delay or irregularity which may be occasioned during the course of any course of study. We assume no responsibility for losses or additional expenses due to influences beyond our control. Personal effects and art supplies (other than art materials supplied for classroom instruction) are the sole responsibility of the candidate at all times. We reserve the right to cancel any program in which case we are liable only for any fees paid to Gail Harker Creative Studies Center. We reserve the right to reschedule any class or replace any instructor without refund to the student.

### **Lab Materials**

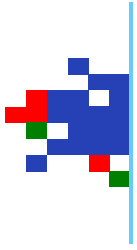
In order to help reduce the need for candidates to transport to and from class a wide range of media supplies, we maintain a standing supply of a variety of basic paints, tools, implements, etc. These supplies may be used for any classroom related project. The cost of these materials is covered in the basic tuition fee. Please note that each student will need to maintain their own personal supply of basic materials, tools, implements, and supply of materials for use in completing assessments at home. Classroom materials may be used for working sampling ideas in the classroom, but not for projects at home. This course will require an additional financial commitment in the purchase of half meter fabric pieces as well as extra costs for dyes and printing color. At present, it is not possible to estimate this cost, but prospective students should be aware that there will be these additional costs for this course. Allow approximately \$25.00 to \$30.00 per session.

### **The City & Guilds of London Institute - London England**

#### **City & Guilds Registration**

The City & Guilds of London Institute has initiated a requirement that each candidate enrolled in any City & Guilds course be formally registered with the Institute for that course of study, and be issued a unique candidate identification number. This registration may only be obtained from official City & Guilds Centers such as the Gail Harker Creative Studies Center # 780027. The number issued in your name will be used in all correspondence with the Institute in all matters dealing with your qualification training, and any other City & Guilds course in which you may enroll, and will appear on any Certificates of Competence awarded to you throughout your life. The registration cost for this course is \$50 (US).

**City & Guilds Creative Skills Certificate** - At the conclusion of the course, when requirements have been completed to the City & Guilds standard (signed off by the Instructor/Verifier and candidate), names and registration number of each candidate, along with certification that requirements have been met, will be submitted to the City & Guilds Institute in London for issue of the Certificates. The cost to you for the Creative Skills Certificate is currently \$15.00. Don't worry about this for another 2 years.



## Where we are



**The Venue** - All classes will be conducted at the Oak Harbor studios of Gail Harker Creative Studies Center.

**Getting to Oak Harbor** - Oak Harbor is located at the northerly end of Whidbey Island and is nearly equidistant from Seattle, WA. or Vancouver, BC. Oak Harbor is accessible from the south via the ferry between Mukilteo and Clinton, from the Olympic Peninsula via the ferry between Port Townsend and Keystone, and by road (from the I-5 and the north) via Highway 20 and the bridge at Deception Pass.

SEATAC airport is served by an airport shuttle service operating several times daily to and from Oak Harbor. West Isle Air offers commuter flights from Seattle's Boeing Field to Oak Harbor, and can provide a transfer from SEATAC to Boeing Field if needed.

**Airporter Shuttle** - 800-448-8443

**West Isle Air** - 800-874-4434

### Hotels

Oak Harbor is served by a number of hotels/motels. Information on any of these is available through the Oak Harbor Chamber of Commerce at (360) 675-3535 or by email at [gohcc@whidbey.net](mailto:gohcc@whidbey.net). Three of the motels have been kind enough to offer special discounts to visiting City & Guilds students. They Are:

**Auld Holland Inn** - 800-228-0148, **Best Western Harbor Plaza** -800-927-5478, and **The Coachman Inn** - 800-635-0043. All are within one mile of the studio. Be sure to tell them you are a student of the The Gail Harker City & Guilds course when you book. Each hotel has a variety of facilities with accommodations available at a range of prices, and all have restaurants on site. After the first class and once acquaintances are made, some students opt to share hotel rooms.

**Dining in and around Oak Harbor** - The studio has a small refrigerator and microwave available for those who would like to bring in small lunches, etc. If you prefer to dine out, there are a number of eateries near the studio; some are fast food, others are conventional restaurants. Lunch time is normally scheduled between 12:30 and 1:30 p.m. with the dinner break at 5:00 to 7:00 p.m. on those evenings when we have classes scheduled.

**Getting around Oak Harbor** - If you fly into Seattle or Vancouver, it is quite easy to rent a car in advance and very straightforward to drive to Oak Harbor. I-5 connects to Washington State Highway 20 at exit 230 which goes through Oak Harbor. Normally, there are enough students with cars to share rides to and from hotels to the studio, and around Oak Harbor.

## City & Guilds Creative Studies Centers - North America

While Britain offer as many as 700 authorized City & Guilds centers, there are currently only three authorized City & Guilds of London Creative Studies Centers in North America. All three were pioneered by Gail Harker. The first, The Coupeville Arts Center, was initiated with two concurrent City & Guilds Embroidery classes in 1995. Additional classes were initiated over the following two years. The last of these classes ended in 2002. The second center was started at The College of the Desert, in Palm Desert, California, with the initial class finishing in 2000, and no further classes scheduled. The third center is the Gail Harker Creative Studies Center in Oak Harbor, Washington, on lovely Whidbey Island, sailing down the middle of Puget Sound. The Gail Harker Center has grown from about 2,000 sq. ft. of classroom facilities to nearly 6,000 sq. ft. The Gail Harker Center is the only center in North America currently offering new intakes for City & Guilds classes with a number of varied City & Guilds Creative Studies programs on offer. The Center now operates the City & Guilds Embroidery and Preparing Working Designs curriculum in Canada, with classes in Calgary, Alberta, and Abbotsford, British Columbia. The Gail Harker Creative Studies Center has also been authorized to offer City & Guilds teaching courses for those who might be interested in progressing to the teaching of City & Guilds and other craft courses.



## Registration City & Guilds Textile Decoration Techniques

### Term 1 Registration

Name as you would like on your Certificate \_\_\_\_\_

Address \_\_\_\_\_

City \_\_\_\_\_ State \_\_\_\_\_ Zip/Postal Code \_\_\_\_\_

Phone \_\_\_\_\_ Fax \_\_\_\_\_ E-mail \_\_\_\_\_

Date of Birth (*written out. Ex: 19 March 1925*) \_\_\_\_\_

C&G Enrollment number, if applicable \_\_\_\_\_

**Cornflowers - Term 1 - Beginning with Session 1 on 21 February 2003**

**Fee: \$1,365 per term (year) or Three Installments of \$475 (\$1425)**

(see City & Guilds Embroidery Course Fees, Charges, Payment, Terms and Conditions)

Full tuition payment or first installment secures your place in the class. A \$100 nonrefundable deposit will hold your place until 15 November 2002.

Payment in Full enclosed

I elect to pay by installments and agree to pay according to the following schedule:

First Term Tuition payment schedule:

15 November 2002 - Full payment or first installment of \$475

15 February 2003 - Second installment of \$475

15 May 2003 - Third installment of \$475

Enclosed is my \$100 nonrefundable deposit to hold my place until 15 November 2002 - Full deposit will be applied to 1st term tuition if balance of first/full payment is made by 15 November 2002.

Please note check or money order number \_\_\_\_\_

**C&G Registration Fee -\$50. Please add this fee to your first payment for Term 1**

\_\_\_\_\_  
*Signature required for registration*

*Please Note: Classes tend to fill up very quickly. Late enrollments may be accepted, but places cannot be guaranteed. Course participants must make all arrangements for their own travel and accommodations.*

**Gail Harker Creative Studies Center  
1751 NE Goldie Street B-2  
Oak Harbor, WA 98277**

**Phone (360) 279-2105  
Fax (360) 279-0420  
E-mail [gailembr@gte.net](mailto:gailembr@gte.net)**