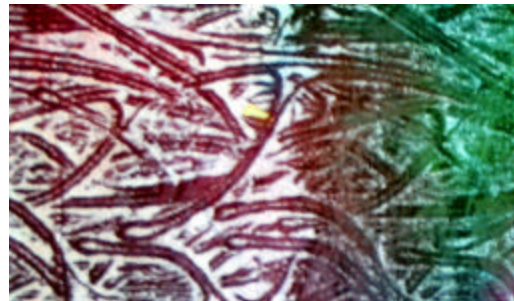


Ruth Issett.



Ruth Issett is a graduate of the Birmingham College of Art and Design with a degree in Fashion/Textiles (Embroidery). Ruth is a highly experienced teacher of Adult Education with many years experience at the Ashford Adult Education Centre in Kent, England.

While there, she developed a number of Creative Studies Courses including Embroidery and Machine Embroidery, Design courses, and Textile Decoration. Ruth is also a member of the Practical Studies Group of the Embroiderer's Guild of Great Britain, which is a professional group of exhibiting and teaching textile artists. She teaches both short and residential courses throughout Great Britain. She is the author of *Colour on Paper and Fabric* and *Glorious Papers*, published by BT Batsford, London. She is currently writing other books related to her art. Ruth undertakes commissions in Embroidery, Printed and Dyed Textiles, as well as Paper Design.



1751 NE Goldie Street, B-2
Oak Harbor, WA 98277

Phone: (360) 279-2105 Fax: (360) 279-0420

E - mail: gaillemb@gte.net
Center #780027


www.gailcreativestudies.com



Master class

Surfaces to Dye For
with Ruth Issett

11 - 15 february 2005




All art ©Ruth Issett

Surfaces to Dye For: Pattern, Texture, and Color

This course focuses on the development of individual designs to create samples of work using fabric and threads. A range of uncolored fabric types are patched, pieced, and quilted together by hand or by machine. Color, pattern, and texture are applied to these samples by the use of printing, dyeing, and stitching.

During this course, you will:

- ◆ Develop design ideas on paper, from a source, which can be used as resources for future work
- ◆ Develop patterns into blocks and masks
- ◆ Use white and cream-colored fabrics to patch, piece, and quilt samples
- ◆ Make further additions of print and pattern on plain and pieced fabrics, using white and opaque pigments (to retain white once dyed)



- ◆ Embellish samples with hand and/or machine stitch using natural fabrics and threads that can be dyed
- ◆ Paint dye directly onto already prepared stitched, pieced, patched, and printed fabrics
- ◆ Evaluate the resulting samples
- ◆ Further build upon samples by cutting and introducing contrasts of color, surface, and pattern, adding further texture with stitch, and/or create further complementary pieces

Student needs for this class:

- ◆ There is a Supply Fee for this class, to include use of most media that will be used in the classroom, payable at the class. The amount will be available closer to class.
- ◆ An additional supply list (papers, fabrics, etc.) will be sent to the student by 30 December 2004.



COURSE SCHEDULE

Friday, 11 February - 9:00 a.m. to 6:00 p.m.
Saturday, 12 February - 9:00 a.m. to 6:00 p.m.
Sunday, 13 February - 9:00 a.m. to 9:00 p.m.
Monday, 14 February - 9:00 a.m. to 6:00 p.m.
Tuesday, 15 February - 9:00 a.m. to 3:00 p.m.

Approx. lunch hour will be 12:30-1:30 p.m. Dinner on Sunday will be from 5:00 to 7:00 p.m.

SURFACES TO DYE FOR

11 - 15 February 2005

\$595

A \$100 US deposit will hold your place in this course until 1 November 2004, at which time the full tuition/balance is due.