

Judith G. Noble

The City and Guilds design course has reconnected me with the visual arts after a 25 year hiatus. I have learned to play again and to use new tools and materials. I am excited to once more make room in my life for color, texture, and the pure joy of resolving artistic problems and creating beauty.



Frances B. Temchín




Now that class is over, and I live with the changes the program created, I am amazed and moved. My way of looking at things has been altered. It has become more authentic, more reliable. I am grateful for the atmosphere Gail creates, the freedom she provides, and the intuitive way she responds to each student.

What is gained through this experience, is immeasurable.

E. Kim Weers

Many lessons learned! Observe, observe; get out viewfinders and look some more. Describe the essence. Simplify, do color studies, choose shapes, cut stencils. Consider line, texture, multiple values, positive and negative spaces, repeats. Begin. Experiment: paint, crumple, rearrange, add, subtract, paste. Play with media. Go on adventures. Welcome surprises. Make time and space for doing the work. Art is not a luxury; it is a necessity.



Left to right: Kim Weers, Judith Noble, Frances Temchín

City & Guilds of London Exhibition

19 - 20 March 2005

7822-05 Embroidery
7922-01 Art and Design



© Susan Lenarz



1751 NE Goldie Street, Bldg. B, Oak Harbor, WA 98277
Ph: 360-279-2105, Fax: 360-279-0420
gail@gailcreativestudies.com; www.gailcreativestudies.com

About the City & Guilds 7822-05 Level 2 Certificate in Embroidery

The following work has been undertaken by candidates in the past year and a half:

- ♦ Unit in Design Principles
- ♦ Two finished assessments - a container or box, and a wall hanging
- ♦ A set of ten samples of different techniques, using the Design unit
- ♦ A folder of work to include all small samples, notes, and course working details


Tutor: Gail Harker

Class Assistant: Penny Peters

The City & Guilds candidates listed have their work on display.



© Debbie Coldwell



© Jeri Flom

Debbie Coldwell



Quilting was my passion prior to taking City & Guilds courses. These courses have generated a wealth of new ideas for me. The exposure to new ideas and seeing the world differently are the two elements which most influence my work as an artist and an individual. I am confident that, as time passes, the course will continue to have a clear and significant impact on my work.

Jeri L. Flom

I find that each course I take from Gail Harker's Creative Studies Center helps my growth as an artist. This has been a long and winding path to see myself as an artist. I credit my studies with Gail and her visiting tutors in helping me develop a way of working that is natural for me.



Jean M. McCracken

This Art and Design course completely changed the way I think about art and creativity. When I began this class, I thought media referred to radio, movies, and TV. I now have an expanded view and a basic understanding about how to use the materials. Art is no longer a foreign country with a foreign language. I take from this course an understanding of how to do research for inspiration, a foundation of reference materials and samples, and, finally, the excitement of a mind exploding with new ideas.



Angela Marie Meyer



I've loved colorful, well-balanced design for years, but didn't have the time, boldness, or knowledge to create it myself. This class has given me all three! Now that I've seen what I can do with a paintbrush, paint, scissors, and glue, I'll never deprive myself of the joy that comes from creative work. Thank you to Gail and her staff and supporters for making it all possible.

Susan L. Morse

Gail Harker's City and Guilds course has provided me with my first formal training in Design. Gail is an excellent tutor, and with her help, I have developed a practical approach to designing for art and craft. I've enjoyed playing with new materials and techniques. My classmates have been wonderful! It's been a fantastic 2 1/2 years...Thanks!



Left to right: Susan Morse, Angela Meyer, Jean McCracken



Top left: Beth Heesacker, **Bottom left:** Martha Bush, **Right:** Susan Lenarz,

Martha Watkins Bush



As a lawyer and family therapist, this was one of my few tentative excursions into the world of doing art. It meant so much to me that Gail would work with each person where they were in their art development. I had lots to learn and am very much the beginner in all visual media yet I treasure a few pieces that I produced through the course. I knew nothing or next to nothing of media, tools, colors, design. This course covered a tremendous amount. I admire Gail for what she has created and provided to both budding and more experienced artists.

Beth M. Heesacker

This course in Art and Design has opened my eyes to see more of the world, both micro and macro. It has also given me a very broad base of tools to use in future design work in embroidery and glass. The process used, the sampling, and the freedom to explore have been an immense help in defining and refining my work. Interplay between tutor and student, and between student and student, has been a growth experience that has brought me to a new appreciation of group interaction.



Susan Lenarz



The City & Guilds design course provided a depth of learning beyond my expectations. I was surprised by the course's natural journey of immersion into the design process. During these two years, I have learned to develop and expand an idea as a process of creative expression. The course is a valuable experience for anyone wanting to develop their creative process. I thoroughly enjoyed our days in the painting lab. I was amazed at how quickly our workshops passed.

Anne Louise Gillilan



This Embroidery class has been a wonderful experience. I am always amazed how traditional stitches can be interpreted and used in such experimental ways. Just look around and you see such incredible diversity of work created from a few simple stitches. I finish this class with not just the skills of knowing the stitch, but with the ability to apply it in a way that I am creating a work of art.

Mary Marguerite Morton Hood

I had taught myself to embroider prior to taking this City and Guilds class. As a result of this class, I've redefined and refined my stitching. It is a wondrous thing to take a fabric, make a design, dye that same fabric until it sings, and listen as the colors speak. Gail Harker's vast knowledge is at the ready as she gently guides each student forward to new challenges.



Karen Nelson



I decided to participate in this course because of an inexplicable inner desire to create art through embroidery. Even though I had not seen this type of work, from the moment I started the class, I knew I wanted to learn more. I have neither an art nor an embroidery background, and in spite of just beginning, I consider myself an artist - an artist at my own level, stretching to learn more, satisfying my curiosity, and feeding my soul.



From left to right: Karen Nelson, Mary Hood, Anne Louise Gillilan

About the City & Guilds 7922-01 Level 1 Certificate in Art and Design

Over the last two years, candidates have undertaken the Unit of Design, which encompasses six sets of design work to include these themes:

- * Landscape & Geological Features
- * Water and Sky
- * Living Forms
- * Media
- * Folk Culture, History, & Religion
- * Man-made Items and Structures

Tutor: Gail Harker

Class Assistant: Marjorie Bachert

The City & Guilds candidates listed have their work on display.



Left to Right: Renae Phillips, Jill Taylor, Alba Romero

Alba Romero



I consider myself fortunate to live in this area of Washington where Mrs. Gail Harker teaches. Here I may avail myself of the opportunity to take advantage of her incomparable talents and artistic knowledge. Her cheerful personality and unflagging energy, coupled with constant encouragement and a sincere devotion to her art, make each class with Gail a special experience. I consider it a privilege to know her and learn from her. Expression through art is important to me and I plan to continue in this field.

Renae J. Phillips

When I joined this course, I was surprised at the intensity and number of hours, both in class and in homework given. Taking the course, I have dipped into new realms that encompass a multitude of layers that can be used in many ways, be it in fabric, paper, canvas, metal, wood, etc. I now have a background of knowledge to enhance and bring together diverse areas into my own interpretation of my inspiration. I most enjoyed looking at the world with stitches in mind - seeing a flower bed as French knots.



Jill P. Taylor



I embarked on the City & Guilds Level 2 Embroidery course hoping to advance my skills. Little did I know that I would be exploring an exciting new world of texture, colour and technique. Gail Harker's patient guidance throughout this course has transformed the way I see things, taught me how to work through an original design and how to grow as a fibre artist.

Marcia Anop-Romashko


The City and Guilds Art and Design program has filled the last 2 years with so many experiences that have given me the opportunity for artistic growth. I think that foremost for me, I learned to experiment. I learned to see that even when something doesn't turn out as expected, I now have the choice to keep "playing" with it because it seems that that is where the real creativity begins. I have learned to take myself seriously by "daring" to put my ideas and sketches and scribbles into sketchbooks, another invaluable tool for an artist. I thank Gail for designing the classes which helped me learn the artistic process, and for her patience and sensitivity.



Bonnie Jean Baerwald



The Design class has given me confidence to pursue my passion of surface design. Color, motif arrangement, media, mark making, and overall design principles and elements have aided me greatly. The idea of producing in-depth work in units was helpful and has led to many fabric designs. Gail was an encouraging tutor.



Left: Marcia Anop-Romashko, **Right:** Bonnie Baerwald