



**Gail Harker's Whirlwind Tour of
the Glories of British Textiles**

4 - 17 October 2007 (14 days/15 nights)

Our fifth special two week tour to England aimed at
out Certificate and Diploma candidates and others
who have a love of textiles.

What's on in 2008

Level 3 Studies in Art and Design

Certificate Course

Starting: 16 January 2008

Tutor: Gail Harker

Class name: Thistles

Level 1 Experimental Machine Stitch

Certificate Course - \$600

6 - 10 February 2008 (5 days)

Level 1 Experimental Hand Stitch

Certificate Course - \$600

15 - 19 March 2008 (5 days)

Level 2 Studies in Design and Experimental Hand Stitch

Certificate Course

Starting: 10 April 2008

Tutor: Gail Harker

Class name: Foxgloves



1751 NE Goldie Street, Bldg. B, Oak Harbor, WA 98277
Ph: 360-279-2105, Fax: 360-279-0420
gail@gailcreativestudies.com; www.gailcreativestudies.com



City & Guilds of London

Exhibition



© 2007 Marianne Burr

Diploma in Design & Embroidery

27, 28 & 29 July 2007

About the City & Guilds Diploma in Design and Embroidery

All participating candidates studied Part 1 Embroidery and Design at the Gail Harker Creative Studies Center, and are holders of the internationally recognized City & Guilds Certificate of Competence in this discipline.

The Part 2 Diploma course is designed to hone the basic skills learned in Part 1, and to build upon them to develop more highly advanced embroidery and design skills. The course covers some study of foreign embroidery, history of embroidery through the 20th Century, and metal thread embroidery. All of this is aimed at the development of a more experimental technique and individual style of working. Candidates also learn the skills of museum study, research, and reporting. For more information about how to start on the path to a Diploma in Design and Embroidery, see Gail Harker.

The exhibiting Diploma students have each completed the following assessments:

- ♦ **A large scale item** - at least one meter in one direction
- ♦ **A functional, 3-dimensional item**
- ♦ **A panel or hanging** intended for display on a site-specific wall
- ♦ **An item incorporating the use of metallic threads**
- ♦ **A collection of 8 samples** related to the chosen design theme, showing evidence of advanced skills in the use of hand-made paper, silk paper, felt, and bonding, as backgrounds for embroidery
- ♦ **A portfolio of techniques and embroidered samples**
- ♦ **An illustrated history** of embroidery history and designers




Diploma Candidates hard at work in the studio.

Sylvia Marie Polk

Much of my inspiration comes from the elements of nature - a butterfly wing in a parking lot, an unusual leaf on a sidewalk, a flower in a jungle. All of these call for artistic interpretation with needle and thread.

I found that needles, thread, cloth, canvas, and my sewing machine provide me with the raw materials of creativity. In my studies, I learned how to be inspired when the “muse” just isn’t talking. I learned that work becomes play, and that the act of creation touches what is deepest in my soul and being. Art communicates in ways that are fundamental to our human nature and helps us express the joys and sorrows of our life.

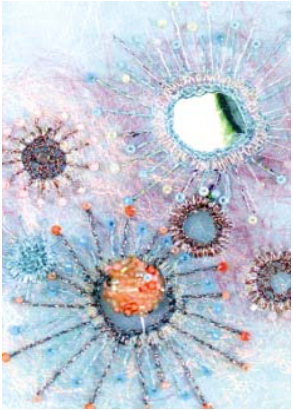


JoAnne Rieger

My research theme is color, ornamentation, and symbolism in the Church, with particular emphasis on the study of crosses and stained glass. I am drawn by the richness and depth of color and light in glass, and the grandeur, formality, and space often seen in churches, cathedrals, and other religious spaces. These things provide me inspiration and give me a sense of connection to the foundations of my childhood. I have tried to use this theme to explore color, texture, and the play of light in silk, velvet, and beads. I have also explored themes based on the patterns, color, and iridescence in beetles, bugs, and other beasties. I have been a student of City & Guilds for ten years and enjoy the network and creativity this learning environment provides. I credit my mother with instilling in me what has become a lifelong interest in sewing and fabrics, and I credit Gail and City & Guilds with providing me the tools and a framework that allows me to explore my own personal creativity in my chosen media.



Bobbie Larson



My City & Guilds fiber journey has focused around one central theme....the weather with particular emphasis on winter.

I have long been fascinated by the weather and the various colors and patterns it produces in the sky and on the earth in all of its various manifestations. Sunsets, sunrises, snow, ice and the northern lights are examples of what has held me in awe. I don't know how one can look upon such beauty and not be transformed by it. For me, it has been a life long love with the needle and thread to try to put down in stitch on cloth some of that wonder.

Margaret Powell Phillips



The patina of objects has been of endless fascination to me. Patina is the surface appearance of something grown beautiful, especially with age or use. Scratches, loss of moisture, heat, cracking and wear patterns all add up to create a softer, subtle surface and color changes.

As an artist, I am frequently in contact with antique textiles, embroidery, and lace. These materials endlessly moving under my fingers are a great source of inspiration for my art and design concepts. In my City & Guilds study of patina, insect wings, stone, and nature were all inspirations for design, texture, and color. These studies over the past four years have added depth and dimension to my designs and will continue to provide inspiration for all my future textile art.

Exhibiting Diploma Candidates



Marjorie
Bachert



Johnette
Brock



Maura
Donegan



Lisa
Harkins



Janine
Hunt



Bobbie
Larson



Margaret
Powell
Phillips



Sylvia
Marie Polk



JoAnne
Rieger

Marjorie Bachert

My theme is trees. I grew up in the deserts of Arizona. I was always impressed by the beautiful fir trees growing in the White Mountains where my family went to get away from the heat of the desert. Now, here on Whidbey Island, I have a yard full of fir trees. My areas of focus have been the texture of bark, the color of turning leaves, and the organic shapes/lines of the trees and leaves.

I have been inspired by the work I did making, dyeing, manipulating and stitching my 3 dimensional piece representing Western Red Cedar bark. This was just plain fun. I also was very interested in working with color theory. While producing my vest and wall hanging I learned a lot about color proportion and dyeing silk.




Johnette Brock



I chose "LIGHT and Sources of Light" as my theme. Light has always fascinated me, from the contrast of light and dark, to the science of the light/color spectrum, to the various ways in which artists represent light and the symbols of light in various cultures. This is a very broad topic offering numerous opportunities to study various aspects of light and to experiment visually. Some of the sources of light I concentrated on were: the shine of rows of office lights into the night, images of the sun, light under and through curtains, reflected light, representations of galaxies of light, shadows and reflections from a ceiling light, and autumn leaves as seasonal light. Other experimental design work included researching colour spectrums, lamps, car tail lights and various means of creating visual light.

Maura Donegan



Age and the passage of time inform my work. I find inspiration in the landscape and archaeological monuments of Ireland, particularly those in the Boyne Valley. Even as a child I was fascinated by the ingenuity of the stone age people, their engineering skills, as well as their artistic achievement. The variety of patterns made with a few motifs, not to mention the symbolism, is fascinating. Pattern, line and texture are used to convey these features in my 2-D and 3-D pieces. Techniques used include pleating, stitching, folding, cutting, slashing, tearing and burning.

I previously studied City & Guilds Patchwork and Quilting in Ireland. The very broad curriculum Gail has designed for this City & Guilds Diploma in Design and Embroidery course stretches one's imagination as well as one's abilities.

Lisa Harkins



I have a long-time interest in nature and birds, so my theme came easily to me. There is a lifetime of inspiration in birds - the colors, the iridescence, the stripes and spots and patterns. There are possibilities in thoughtful interpretation of their issues - killer drift nets, habitat loss, trophy hunting. World culture is full of bird references in literature, art, music, and costume. For the most part, my study is a comparison and contrast of birds in their many forms, from the loud and ridiculous toucan to our everyday poultry to the elegant pheasant. It was my challenge to try to capture their soft and feathery textures and their varied shapes and colors. There are still myriads of possibilities for future work, and I appreciate the tremendous growth in my work that has been made possible by Gail's careful tutelage. The course has been an valuable experience that I will always treasure.

Janine Hunt



The focus of my work has been Geomorphology (literally - "the study of the changing earth") or, the surface of the earth as it has been altered by wind, water, temperature, gravity, and time. Fossils, petroglyphs, and petroglyphs have also been part of my interest. I have used mainly texture and pattern to express this theme.