



Level 3 Studies in Art and Design Certificate



START DATE: June 23, 2020
Class name: [Plumeria](#)

Studies in Art and Design - Level 3

Class Name - Plumeria

The name, *Plumeria*, has nothing to do with the type of art and design we will be creating. We have adopted the practice of identifying each certificate class by the name of a flower. This helps to create a visual identity for each class.

Course Duration

The course syllabus is delivered in 9 sessions over two years, beginning June 23, 2020. There are approximately 266 instructional hours taken over 38 days.

Prerequisites: Level 1 Color - Registering Level 3 students may take the Online Color Course at no charge. It can be taken before the level 3 course begins or during the course time and worked at student's pace. Email Gail if you would like to discuss options or possibilities.

The Tutor

Gail Harker, LCGI, is a Canadian who resided for nearly 20 years in Britain, until returning to the US in 1995. She moved to Britain in 1976 with her American husband and family. She studied art in Canada, England and Scotland. She completed both Parts 1 and 2 (Diploma) of the City and Guilds Design and Embroidery course with *Distinction* in both parts. She was awarded the Senior Qualification of Licentiate (LCGI) by the City & Guilds Institute. Gail has previously been a teacher of several City and Guilds Embroidery courses, and was, for several years, a City and Guilds External Verifier for various colleges in Great Britain. Since moving to the United States and for the past 25 years, she has taught and directed at the Arts Center she founded in Washington State. Students have participated in Certificate and Diploma Classes in Design and Embroidery from all parts of North America.



My Approach to Art and Design

My design approach developed through my own experience teaching design, textile and extended certificate courses to a variety of people over 30 years in the U.K., U.S. and Canada. I personally consider Art and Design to be one of the *Eight Wonders of the World*. Almost anyone can learn to wield a paintbrush, use a pencil, needle or learn art making skills and techniques. It is only when these skills are linked to art and design that we begin to understand what makes an artist.



Studies in Art and Design - Level 3

Enrich your life, heighten your awareness and open up a new world of creativity

Art and Design

The program helps students acquire a series of basic design skills. Students will create a portfolio of design work based on the design principles of dominance, proportion, balance, contrast, variety, harmony, repetition, movement, economy and space in relationship with the elements of art - dot, line, shape, color, value, and texture. Originally created by Gail for the City & Guilds program, this improved course is designed to take beginners to a level of competence where they are able to use a variety of art media to express their ideas in a number of different ways.

You will learn to see the world as a source for design development. The ability to process visual information will forever change your view of the world, your art and your craft.


Art and Design Since Beginning of Time

People have made art and have designed since the beginning of time. Design is a constant in our lives. We bump up against it at every turn. Whether we are aware of it, or not, we are constantly designing, even if it is that of arranging shoes in a closet, food on a plate or socks in a drawer.

*Have you ever wondered what subject matter to design with?
Where to start? Or how much experience you need to feel confident?*



© Wendy James



© Marilyn Olson

Studies in Art and Design - Level 3 - Plumeria

Students Come from all Walks of Life:

Teachers, craftspeople, librarians, accountants, weavers, quilters, professional and amateur artists of textiles and paint, and in general anyone who has an interest. 99% of our students have no previous background in the field of art before they attend.

Develop Understanding of Art

Students learn by looking at and practicing with a range of different art medium (tools and materials) to try out concepts and also build their own individual visual glossary. A range of diverse artwork is viewed and discussed in the classroom. Artwork exercises are analyzed to develop understanding. The concepts from this course are easily adaptable to student's individual work.

Design begins in the class.

Some of the work to be accomplished for this course is completed in the classroom. A Homework checklist is provided so students can complete the exercises at home.

About the Course

The number of sessions scheduled and the duration over which they are offered is a reflection of the breadth and depth of the content this course covers. Each class session is geared to the introduction of new material. The program assumes that each student will complete assigned work between sessions in order to stay abreast of the class. Those who successfully complete the program to the required standard will be awarded the Gail Harker Center for Creative Arts certificate.



Artwork © Karen Williams



© Genevieve DeRenne



© Darcy Faylor



© Leah Kaufman

Studies in Art and Design - Level 3 Plumeria

Course Schedule

There is a tutorial day before each teaching session. This day will not be used for teaching, as such, but is dedicated to a one - on - one tutorial with student and tutor. Students may use this time to do special tutorial day assignments and also may prepare for the session while waiting tutorial appointment time. It is important to attend the entirety of Tutorial Day in addition to the other class days. Session 1 will be four full instructional days. Session 9 will be used to learn about and present an Exhibit or an Open House.

2020

Session 1 23 - 26 June (4 days)

Session 2 16 - 19 Sept. (4 days)

Session 3 8 - 11 Dec. (4 days)

2021

Session 4 9 - 12 Mar. (4 days)

Session 5 24 - 27 June (4 days)

Session 6 14 - 17 Sept. (4 days)

Session 7 2 - 5 Dec. (4 days)

2022

Session 8 1 - 4 Mar. (4 days)

Session 9 31 May - June 5 (6 days)

Exhibit



© Nellie Ann Mills



© Darcy Faylor

Class Times

Sessions will begin at 9:30 a.m.
and end at 5 p.m. The last day of
each class session will end at 3:00.

Studies in Art and Design - Level 3 - Plumeria

Course Description

Color and Pattern

Get the most from color schemes, values, proportions, scales and begin a new glossary to understand descriptive terminology. A color reference sketchbook will continue in class that will provide you with new approaches to color, a lexicon of color schemes, and a valuable reference source-book for years to come.

Work with acrylic colors when creating pattern and learn how to adapt the studies for other purposes.



© Wanda Costuros



© Pat Ross

Inspirations, Images and Design Skills

There are countless ways to design and compose. Understanding a few sound methods for choosing and arranging imagery is an important skill for an artist.

Learn to :

- Recognize Simple Images for design
- Compose with these elements.
- Use Photography Images for Design
- Crop for new compositions
- Trace and Edit (The art of tracing)

Textural Art Medium

Sample a wide variety of art medium to create sheens, matte effects with other textures and unusual effects.

Themes


Specific methods for designing will include age old themes of geometric (manmade) and organic (Nature). Lines, shapes, textures and patterns will be explored.



Studies in Art and Design - Level 3



© Nancy Brones



© Sara Judith

Elements of Art and Design in Sketchbook Study

Explore The Elements of Art and Design in a sketchbook with photos and your own playful doodling illustrations. Learn about art symbolism as you progress.

Begin a small Circle sketchbook to explore design principles and new art media. A variety of media will be used: Fiber tip pens and markers, pencils, colored pencils, water color pencils, and acrylics, all within a small sketchbook. Create other sketchbooks for many different explorations.



© Leah Kaufman

Course Aims

- * Create your own customized library of designs and effects using a variety of media.
- * Understand basic design and execution of it.
- * Gain a working knowledge of a range of tools, materials and art media.
- * Learn how to integrate design, color and multimedia for innovative effects.
- * Explore and experiment with many aspects of design.
- * Create a folio using various presentation styles
- * Each student will develop his/ her own structured work methods.
- * Learn to document and evaluate one's own work
- * Develop sketchbooks, notebooks and design boards to explore and display ideas.
- * Begin a small collection of artist photos and alternative art forms.
- * Begin a collection of the Principles and Elements of Art and Design
- * Derive inspiration and design ideas from historical and contemporary ideas.
- * Make original items to a high standard of design and craftsmanship

Studies in Art and Design Course Description



Sketchbook Studies

Students will learn about creating art design and color within different formats and styles of sketchbooks.

A Unique Project


Towards the latter part of the course the student will choose a favorite subject or a theme that can be used as a source of design inspiration. They will work through the design process using chosen methods and techniques, simplifications and organizations.

Students will Develop Design through Learning About:

- | | |
|------------------------------|----------------|
| Design Theory | Painting Paper |
| Rubbings | Color Theory |
| 3D Work | Paper Weaving |
| Paper/Fabric Collage | Templates |
| Raised Collage | Stamps |
| Sketchbook development | Printmaking |
| Making a media resource Book | Resists |
| Photocopying | Paper Folding |
| Making Patterns | Stencils |
| Visual Research Skills | Simple drawing |

Students will work with the following Medium:

- Acrylic Paints
- Other acrylic medium
- Watercolor/Procion paints
- Ink
- Pencils and Pens
- Water Soluble pencils
- Crayons
- Oil Paint Sticks
- Oil Pastels
- And others



© Carol Leach



© Barbara Fox



© Wendy Mackinnon

Plumeria Studies in Art and Design Course Payment Schedule Choices

Course Cost Divided into Three Payments

- Total cost of the course \$3999.00 American dollars
- **Amount** may be made into **three installments of 1333.00 each** to make up a total of \$3999.00 if paid by check, money order or cash.

1. **Installment 1 (1333.00) due: 15 April 2020**
Installment 2 (1333.00) due: 15 Dec. 2020
Installment 3 (1333.00) due: 15 June 2021

OR

If paying with a credit card online, please pay: **1375.00**

2. **Installment 1 (1375.00) due: 15 April 2020**
Installment 2 (1375.00) due: 15 Dec. 2020
Installment 3 (1375.00) due: 15 June 2021

OR

Course Cost Divided into Seven Instalments

- The total cost of the course may be divided into 7 instalments to make up a total of **\$4216.00** and may be paid by credit card or check, money order or cash.

3. **Instalment 1 (700.) due: 15 April 2020**
Instalment 2 (700.) due: 15 June 2020
Instalment 3 (650.) due: 15 Aug. 2020
Instalment 4 (625.) due: 15 Oct. 2020
Instalment 5 (600.) due: 15 Dec. 2020
Instalment 6 (600.) due: 15 Mar. 2021
Instalment 7 (341.) due: 15 July 2021

Please retain this page of payment schedules
as invoices will not be sent.

P.O. Box 1000
La Conner, WA 98257
Phone (360) 466-0110
gail@gailcreativestudies.com
www.gailcreativestudies.com

Make checks or money orders payable to:
Gail Harker Center for Creative Arts



© Barbara Fox

Plumeria Studies in Art and Design - Level 3

Course Fees, Charges, Payment, Terms and Conditions

Responsibility

Submission of the signed course registration form constitutes the student's acceptance of all terms and conditions stated in the information supplied, and agreement that the Gail Harker Center for Creative Arts cannot be held responsible or liable to our students for any act of omission, or for any injury, illness, death, loss, accident, delay or irregularity which may be occasioned during the conduct of any course of study. We assume no responsibility for losses or additional expenses due to influences beyond our control. Personal effects and art supplies (other than art materials supplied for classroom instruction) are the sole responsibility of the student at all times. We reserve the right to cancel any program in which case we are liable only for any fees paid to Gail Harker Center for Creative Arts. We reserve the right to reschedule any class or replace any tutor without refund to the student. We reserve the unconditional right to terminate a student's enrollment without refund in the event of unreasonable conduct part of the student.

Refund Policy

Refunds will be made under the following circumstances:

- A refund of 75% of fees paid (other than the nonrefundable deposit) will be made upon written application received at Gail Harker Center for Creative Arts no later than 60 days prior to the start of the first session.
- All fees will be refunded if for any reason the class is canceled before the start date.
- If, for any reason, sessions are canceled after the course has begun, refunds will be prorated based on instructional time completed versus time remaining.

Refunds will **not** be made under the following circumstances:

- **No refunds** will be made later than 60 days prior to start of the first session, due to the advance commitments demanded of the Center.
- No money will be refunded for sessions not attended.
- No refunds will be made to any student who resigns during the course.

Student Costs Other Than Tuition

Lab Materials - This course will require an additional financial commitment for art materials. It is not possible to estimate the costs, but prospective students should allow approximately \$20 to \$30 per session.

Personal Supply of Materials - Please note that each student will need to maintain their own personal supply of basic materials, tools, and implements for use in completing assessments at home.

Travel, Food, and Accommodation - Students will be individually responsible for all associated costs and expenses such as: travel, accommodation, meals and will make all arrangements for their own travel and accommodations.

Prior to the course start date, we will contact you via e-mail to confirm the class. Please do not confirm travel arrangements until you have heard from us.

Plumeria Studies in Art and Design

Registration

Name (as you prefer to be called) _____

Address: _____

City: _____ State: _____ Zip/Postal Code: _____

Home Phone: _____ Work/Cell Phone: _____

Date of Birth (*written out. Ex: 19 March 1925*) _____

E-mails: _____

Date of Birth: (written out: Ex.19 March 1925) _____

Please indicate your choice of payments: #1 , # 2 or # 3 (Select from complete list on [Course Payments Schedule Choices](#) page) and your signature below that you agree to the payment schedule chosen.

Signature _____

Date: _____

- Payment Option 1 - #1 of 3 installments (Payment dates:**
\$1333. enclosed (Cash/Check/Money Order)
- OR**
- Payment Option 2 - #1 of 3 installments**
\$1375.00 made online
- OR**
- Payment Option 3 - #1 of 7 instalments -**
\$700 paid online or enclosed
- DEPOSIT OPTION**
Non-refundable deposit only enclosed: \$100.00 to hold my place
until first payment is due. Deposit applied to last payment

Online Payments

Our Center's online payments are made through our Pay Pal account. You do not have to have a PayPal account to make a payment. Payments can be made by Visa, Mastercard or Pay Pal.



P.O. Box 1000
La Conner, WA 98257
Phone (360) 466-0110
gail@gailcreativestudies.com
www.gailcreativestudies.com