



Gail Harker, LCGI is a Canadian who resided for nearly 20 years in Britain, until returning to the US in 1995. She moved to Britain in 1976 with her American husband and family. She



studied art in Canada, England and Scotland. She completed both Parts 1 and 2 (Diploma) of the City and Guilds Design and Embroidery course with *Distinction* in both parts. She was awarded the Senior Qualification of Licentiate (LCGI) by the City and Guilds Institute. Gail has previously been a teacher of several City and Guilds Embroidery courses, and was, for several years, a City and Guilds External Verifier for various colleges in Great Britain. *Since moving to the United States and for the last 25 years, she has taught Certificate and Diploma Classes in Design and Embroidery to students from all parts of North America.*



Couched threads as a filling stitch



Drawing with Couched Thread

Terms and Conditions


Responsibility - Submission of the signed course registration form constitutes the student's acceptance of all terms and conditions stated in the information supplied, and agreement that the Gail Harker Creative Studies Center cannot be held responsible or liable to our students for any act of omission, or for any injury, illness, death, loss, accident, delay or irregularity which may be occasioned during the course of any course of study. We assume no responsibility for losses or additional expenses due to influences beyond our control. Personal effects and art supplies (other than art materials supplied for classroom instruction) are the sole responsibility of the student at all times. We reserve the right to cancel any class in which case we are liable only for any fees paid to Gail Harker Creative Studies Center. We reserve the right to reschedule any class or replace any instructor without refund to the student.

Refunds - A refund of 50% of fees paid (other than the nonrefundable deposit) will be made upon written application received at Gail Harker Creative Studies Center no later than 60 calendar days prior to the start of the class. No refunds will be made later than 60 days prior to start of the class because of the advance commitment required for the instructor and facility. All fees will be refunded if for any reason the class is canceled before the start date.

The nonrefundable deposit will hold your place. Deposit will apply to tuition. **Please note:** Students will be individually responsible for all associated costs and expenses such as: travel, accommodation, meals, etc. We will contact you via e-mail to confirm the class. Please do not confirm travel arrangements until you have heard from us. Payments may be made by personal check, money order or online on our center's website.





P.O. Box 1000
La Conner, WA 98257
Phone: (360) 466-0110
gail@gailcreativestudies.com
www.gailcreativestudies.com



Bayeux Stitch



Legendary Stitch Techniques

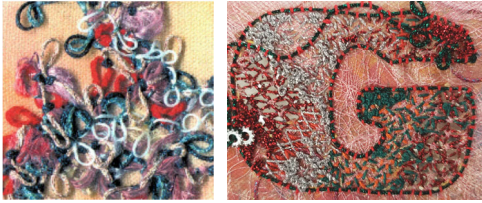


Couched & Laid Work 1

June 18 -19, 2020
2 Day Class

Revised dates 3/12/20

Couched & Laid Work 1



Couching in loops:
Johnette Brock

The letter G filled in with
patterns and couched with an
outline thread. Gail Harker

About this Class: Join our friendly group to try out old and new ways of stitching. Don't allow lack of experience to intimidate you. Anyone can learn to do these stitches. It will be 2 days filled with new adventure. We will start out by learning briefly about historic use of the stitches, then make small samples of them. Students can choose to create a small picture of their choice. There will be patterns to use in class or you can create imaginary animals, birds, beasts or other such things. The Stitch Techniques are robust, fun to make and continue to be used into the foreseeable future. A short supply list will be sent in advance. Some items will be provided. *Gail*


Couching and Laid Work Class 2

A second 2 day session is planned for **Sept. 23 - 24, 2020**. A small sampler will be created. Students can choose to stitch one or two or more of the techniques studied. Techniques used will be Bokhara, Roumanian and Colcha Laidwork in addition to other Laid Work examples used in Crewel and Black Work as time allows. Watch for an update on this class. Let us know of your interest for the 2nd session.

Legendary Stitch Techniques

Couching (in embroidery terms) means to lay threads, cords or other materials on the surface of the fabric. Those threads are then stitched to the fabric surface. Stitching over those threads can be simple or elaborate. This technique has historic origins in many different countries. Couching is an exciting way to create texture and dimension in embroidery and gives a lift to contemporary work.

Laid Work refers to the laying of threads to create a series of thread patterns or to completely cover the surface of the fabric with colored threads.



Here are some of the class activities:

- * Trace outlines to fabric
- * Work with wool and cotton threads.
- * Create small samples of unique couching methods
- * Make cords and thread attachments for couching
- * Learn to fill and outline shapes with couched threads
- * Learn different Laid Work patterns including Bayeux stitch
- * Create an animal, bird, plant or flower using your choice of stitches.
- * Learn to work with an embroidery hoop

Couched & Laid Work 1

June 18 - 19 2020

A 2 day Course

\$250.00

Tuition due at time of registration

Class schedule:

18 June 9:30 to 4:30 p.m.

19 June 9:30 to 4:30 p.m.



From *The Bayeux Tapestry* (not actually a tapestry) The panel is 230 ft. in length and depicts the key events of the Norman Conquest of England in 1066. It is embroidered using mainly a *Laid Work* technique named the **Bayeux Stitch**.