


Designing with Circles 1

A Self-paced Sketchbook Course

Designing with Circles 1 is a downloadable self-paced sketchbook course presented in a PDF; a 192 page document which includes 17 Media Presentations. A supply list, study guide and glossary are also included.





Join Gail to play and work with Circles, Rings and Spirals in a sketchbook. Gail has worked with students over many years in her design classes using Circles as a starting point for new design.

The Particulars

Cost: \$49.95

Designing with Circles 1
is available for purchase at our
website:
www.gailcreativestudies.com

Delivery:

Within 24 hours of purchase, you
will receive an e-mail to access
and download the course.

*Please Note: for students
purchasing this course after 4:30
p.m. on a Friday, you will receive
your e-mail on the morning of the
following business day (in most
cases the following Monday).*

System Requirements:

- 548 MB of available space
- Broadband Internet connection
- Adobe Acrobat Reader
- Adobe Flash Player

**not ipad compatible.*



The course contains two main areas: the *Design Foundation* and *Design Studies*. The Design Foundation has been developed to give a broad introduction to the variety of materials that can be used and covers basic information and practices. *A Design Foundation is included in every Sketchbook Course.* The Design Studies introduce specific concepts, techniques and exercises that comprise *Designing with Circles 1*.




Topics and Studies include:

- Taking the fear out of sketchbook work
- The Elements of Design in Circles
- A survey of available Media
- Painting Pages
- Colored Pencil Techniques
- Hatching
- Dividing Circles to create Designs
- Exploding Circles
- Radiation
- Sun Symbols
- Concentric and Irregular Circles
- Layering Media and Design
- Backgrounds and Facing Pages







Get ready for
a Journey . . .




This course will assist you in acquiring important design skills. Work with the Circle theme, be inspired by it and move that inspiration into a design. Play imaginatively, begin a sketchbook and keep it going.



A variety of media will be used:

Fiber tip pens and markers, pencils, colored pencils, water color pencils, and acrylics, all in a 6 in. x 6 in. sketchbook




Whether found in nature . . .









or
Man-made



© Karen Williams

. . . circles hold endless design possibilities.



Designing with Circles 1

A Self-paced Sketchbook Course

AVAILABLE ON OUR WEBSITE:

www.gailcreativestudies.com